


# PRODUCT INFORMATION PACKET



Model No: 132475.00  
Catalog No: 132475.00  
3 HP Brake Motor, 3 phase, 1800 RPM, 230/460 V, 182T Frame, TEFC  
NEMA Definite Purpose AC Brake Motors



Regal and Leeson are trademarks of Regal Beloit Corporation or one of its affiliated companies.  
©2020 Regal Beloit Corporation, All Rights Reserved. MC017097E





### Nameplate Specifications

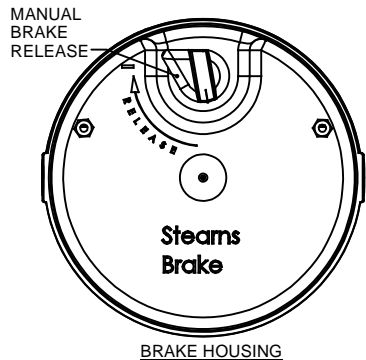
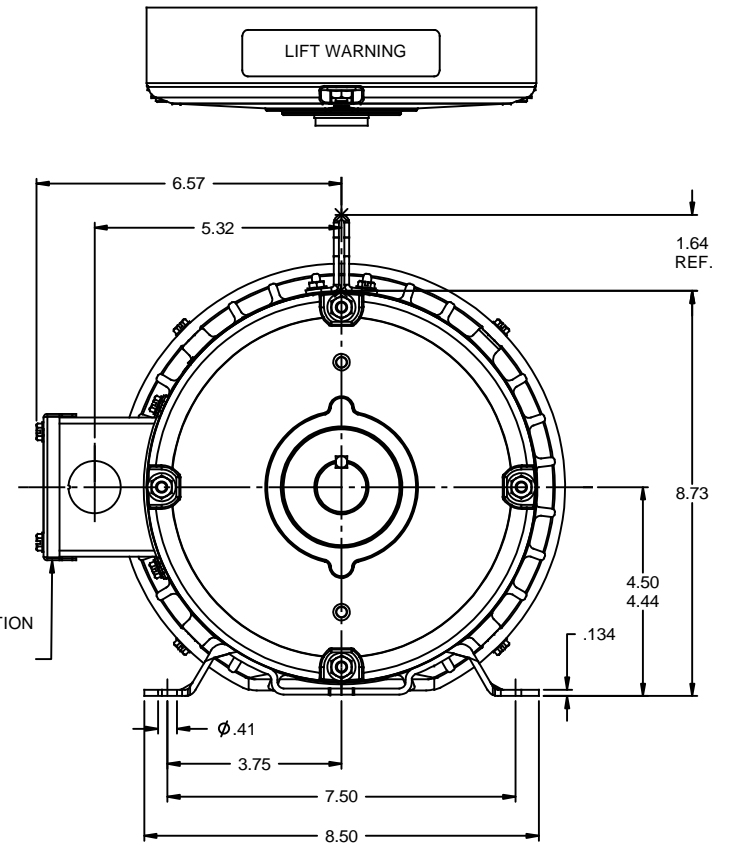
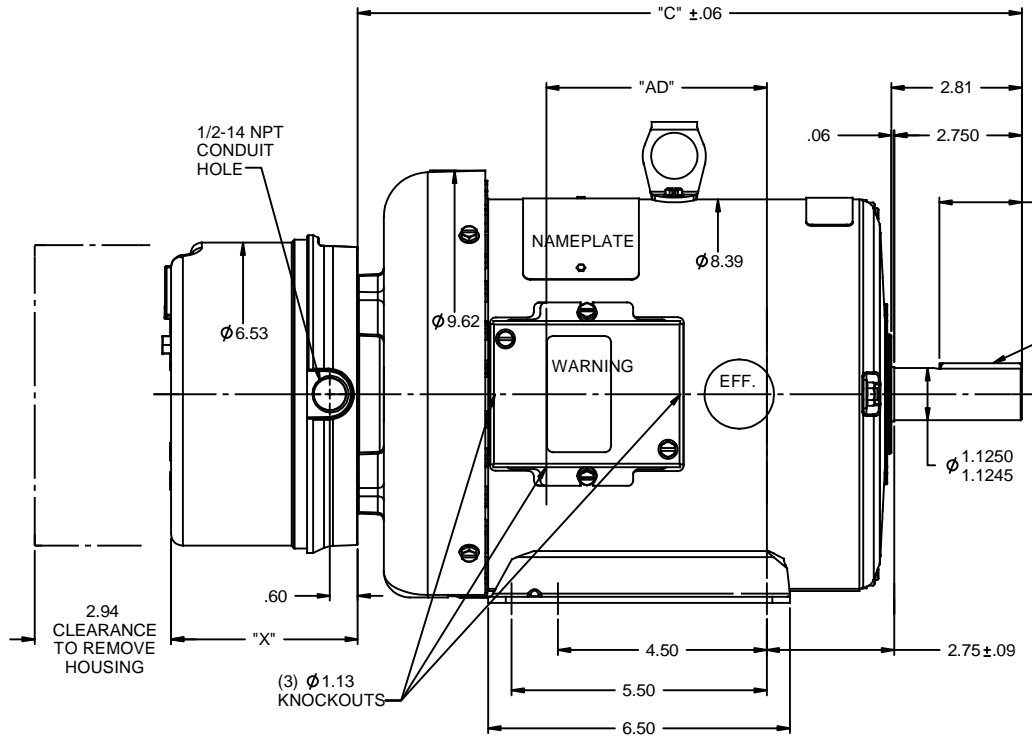
Output HP	<b>3 Hp</b>	Output KW	<b>2.2 kW</b>
Frequency	<b>60 Hz</b>	Voltage	<b>230/460 V</b>
Current	<b>7.8/3.9 A</b>	Speed	<b>1770 rpm</b>
Service Factor	<b>1.15</b>	Phase	<b>3</b>
Efficiency	<b>89.5 %</b>	Power Factor	<b>80.5</b>
Duty	<b>Continuous</b>	Insulation Class	<b>F</b>
Design Code	<b>B</b>	KVA Code	<b>K</b>
Frame	<b>182T</b>	Enclosure	<b>Totally Enclosed Fan Cooled</b>
Thermal Protection	<b>No</b>	Ambient Temperature	<b>40 °C</b>
Drive End Bearing Size	<b>6206</b>	Opp Drive End Bearing Size	<b>6205</b>
UL	<b>Recognized</b>	CSA	<b>Y</b>
CE	<b>Y</b>	IP Code	<b>43</b>

### Technical Specifications

Electrical Type	<b>Squirrel Cage Induction Run</b>	Starting Method	<b>Across The Line</b>
Poles	<b>4</b>	Rotation	<b>Reversible</b>
Resistance Main	<b>6.08 Ohms</b>	Mounting	<b>Rigid base</b>
Motor Orientation	<b>Horizontal</b>	Drive End Bearing	<b>Ball</b>
Opp Drive End Bearing	<b>Ball</b>	Frame Material	<b>Rolled Steel</b>
Shaft Type	<b>T</b>	Overall Length	<b>14.82 in</b>
Frame Length	<b>8.50 in</b>	Shaft Diameter	<b>1.125 in</b>
Shaft Extension	<b>2.75 in</b>	Assembly/Box Mounting	<b>F1/F2 CAPABLE</b>
Outline Drawing	<b>035517-850</b>	Connection Drawing	<b>005010.15</b>

This is an uncontrolled document once printed or downloaded and is subject to change without notice. Date Created:27/05/2020

RBC PROPRIETARY AND CONFIDENTIAL INFORMATION  
 This document is the property of REGAL BELOIT CORPORATION ("RBC") including its subsidiaries and divisions and contains proprietary information of RBC. This document is loaned on the express condition that neither it nor the information contained therein shall be disclosed to others without the express written consent of RBC, and that the information shall be used by the recipient only as approved expressly by RBC. This document shall be returned to RBC upon its request. This document may be subject to certain restrictions under U.S. export control laws and regulations.



BRAKE TORQUE	"X"
15 FT-LB	4.00
20 FT-LB	4.46
25 FT-LB	4.46

DASH NO.	"C"	"AD"
800	14.32	4.75
850	14.82	5.25
900	15.32	5.75
950	15.82	6.25
1000	16.32	6.75
1050	16.82	7.25
1100	17.32	7.75
1150	17.82	8.25

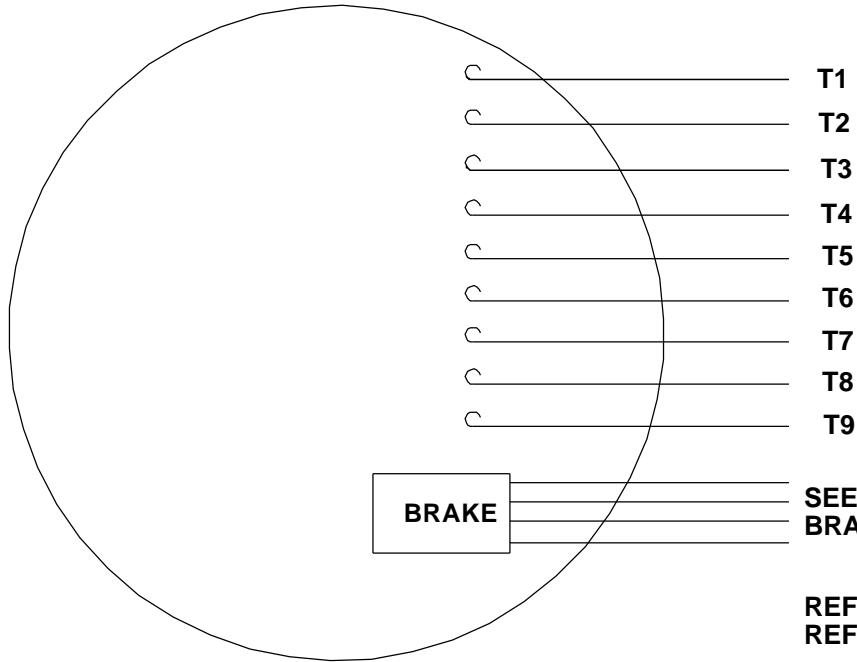
GASKETS THROUGHOUT  
 MINIMUM FRAME LENGTH SHOULD BE 8.00"

REVISION		BY & DATE	CHK	ANG	FINISH	PAGE	OF
- REDRAWN ON SOLIDWORKS		LST 11/9/2009	XX	XXX	MATL BRAKE MOTOR	FMF	
THIRD ANGLE PROJECTION			RFP	PREV			
DRAWING NO		SIZE	NETWORK FILE NAME		REV		
035517		B			-		



TOLERANCES UNLESS SPECIFIED:  
 DEC INCHES  
 X ±.1  
 .XX ±.03  
 .XXX ±.005  
 XX .XXX ±.0005  
 TITLE OUTLINE - 180T FRAME  
 TEFC- RIGID  
 DRAWN RDW 4/18/07  
 APPR SW 4/18/07  
 SCALE 3:8  
 REF OL131613

VIEW FROM OUTSIDE OF MOTOR AT SWITCH END.

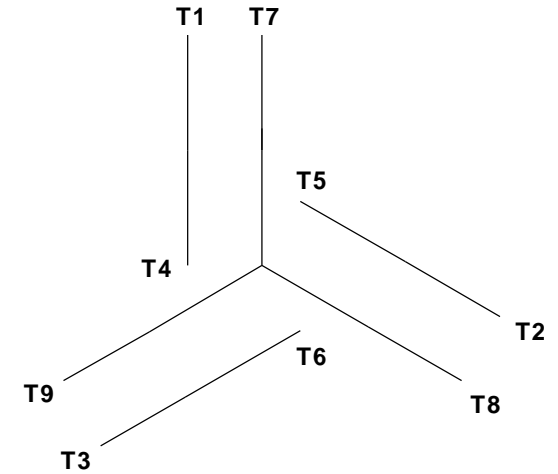


**CAUTION:**  
LEAD WIRE INSULATION TO EXTEND  
MINIMUM OF 1/4" INTO CONNECTOR  
INSULATION

SEE TABLE FOR  
 BRAKE CONNECTIONS

REF. DECAL (MOTOR) - 004014  
 REF. DECAL (BRAKE) - 080034 (STEARNS & DINGS BRAKE)

**LINE LEADS**



VOLTAGE	L1	L2	L3	JOIN & INSULATE
HIGH	T1	T2	T3	(T4, T7) (T5, T8) (T6, T9)
LOW	T1, T7	T2, T8	T3, T9	T4, T5, T6

RBC PROPRIETARY AND CONFIDENTIAL INFORMATION  
 This document is the property of REGAL BELOIT CORPORATION ("RBC") including its subsidiaries and divisions and contains proprietary information of RBC. This document is loaned on the express condition that neither it nor the information contained therein shall be disclosed to others without the express written consent of RBC, and that the information shall be used by the recipient only as approved expressly by RBC. This document shall be returned to RBC upon its request. This document may be subject to certain restrictions under U.S. export control laws and regulations.

**TYPE "T" W/O PROTECTOR**

VOLTAGE	STEARNS BRAKE			DINGS BRAKE		
	L1	L2	Join	L1	L2	Join
HIGH	1(RE D)	2(RE D)	3(BLACK) 4(BLACK)	2(BLACK)	4(YELLOW)	1(YELLOW) 3(BLACK)
LOW	1(RE D) 3(BLACK)	2(RE D) 4(BLACK)	-----	2(BLACK) 3(BLACK)	1(YELLOW) 4(YELLOW)	-----

				TOLERANCES UNLESS SPECIFIED		ELECTRIC MOTORS GEARMOTORS AND DRIVES	DRAWN JJK 09/17/96	
				DEC	INCHES		CHK	
				.X	±.1	APPR		
				.XX	±.01	SCALE 1:1		
--	REDRAWN IN SOLIDWORKS	VJB 02/08/11	.XXX	±.005	TITLE EXTERNAL WIRING DIAGRAM STANDARD 3 PHASE - DUAL VOLTAGE		REF 005010-01	
01	ADDED DINGS AND BRAKE TABLE (PER CN114156)	TMZ 11/12/96	.XXXX	±.0005	MAT'L W/STEARNS OR DINGS DUAL VOLTAGE BRAKE CONN.		FMF	
NO	REVISION	BY & DATE	CHK	ANG ±1/2°	FINISH LEESON STOCK		PAGE OF	
THIRD ANGLE PROJECTION				RFP	PREV	SIZE	DRAWING NO	REV
				NETWORK FILE NAME 00501015		A	005010-15	--